



Certificate of Appropriateness

Milwaukee Historic Preservation Commission/200 E. Wells Street/Milwaukee, WI 53202/phone 414-286-5712/fax 414-286-3004

Property 1301 W. FOREST HOME AV. Mitchell Street Historic District
Description of work Construct surface parking lot and related landscaping at the southwest corner of S. 13th Street and West Forest Home Avenue.
Date issued 08/03/2011 PTS ID 70481 COA, parking lot

In accordance with the provisions of Section 308-81(9) of the Milwaukee Code of Ordinances, the Milwaukee Historic Preservation Commission has issued a certificate of appropriateness for the work listed above. The work was found to be consistent with preservation guidelines. The following conditions apply to this certificate of appropriateness:

All work will be done according to attached drawings.

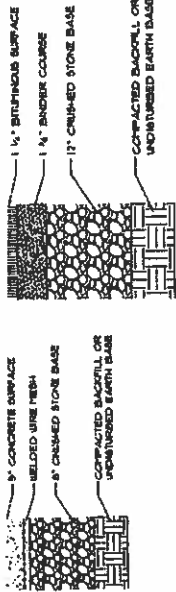
All work must be done in a craftsman-like manner, and must be completed within one year of the date this certificate was issued. Staff must approve any changes or additions to this certificate before work begins. Work that is not completed in accordance with this certificate may be subject to correction orders or citations. If you require technical assistance, please contact Paul Jakubovich of the Historic Preservation staff as follows: Phone: (414) 286-5712 Fax: (414) 286-3004 E-mail: pjakub@milwaukee.gov.

If permits are required, you are responsible for obtaining them from the Milwaukee Development Center. If you have questions about permit requirements, please consult the Development Center's web site, www.mkedcd.org/build, or call (414) 286-8210.

Paul Jakubovich
City of Milwaukee Historic Preservation

Copies to: Development Center, Ald. Jim Witkowiak, Inspector Bill Richter (286-2518)

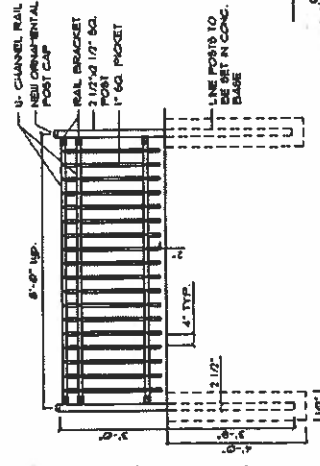
Landscape Details



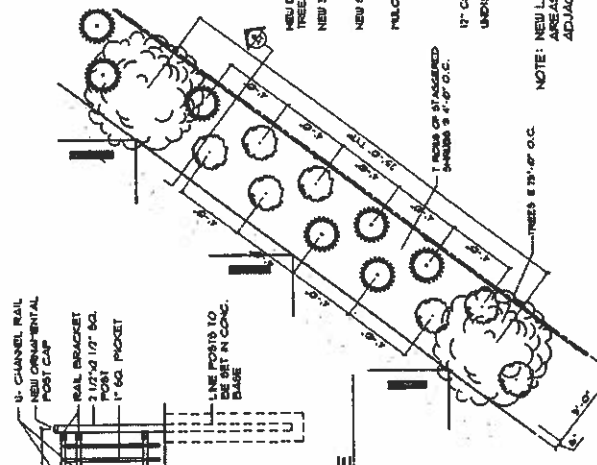
10 TYP. CONC. DETAIL Scale: N.T.S.
 2 TYP. ASPHALT DETAIL Scale: N.T.S.



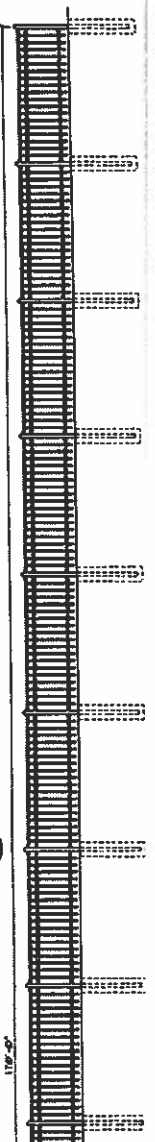
4 TYP. PLANTING DETAIL Scale: N.T.S.



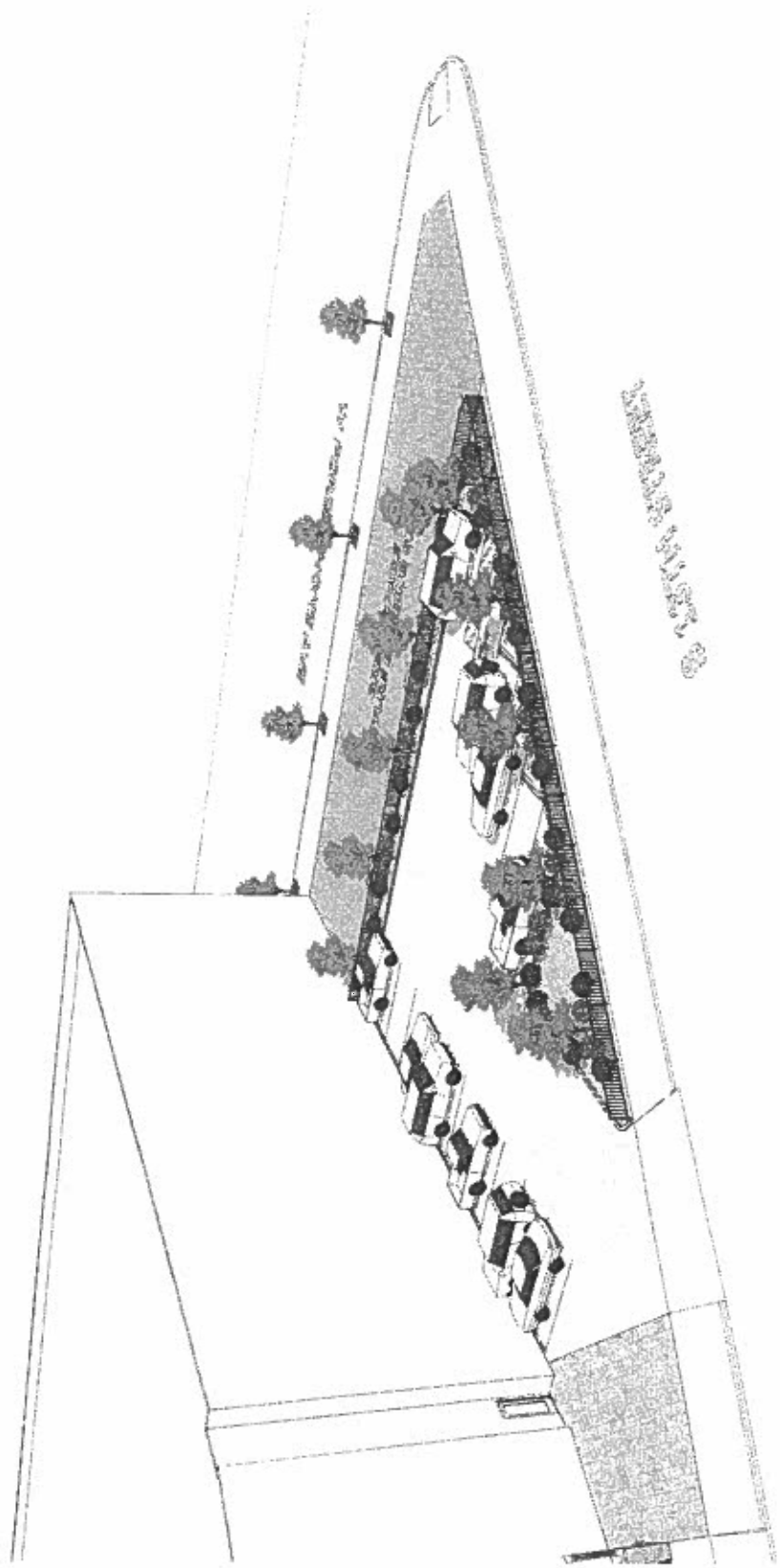
5 TYP. IRON FENCE Scale: 1/2" = 1'-0"




6 SECTION THRU LANDSCAPING AREA Scale: 1/2" = 1'-0"
 10 LANDSCAPING AREA Scale: 1/4" = 1'-0"



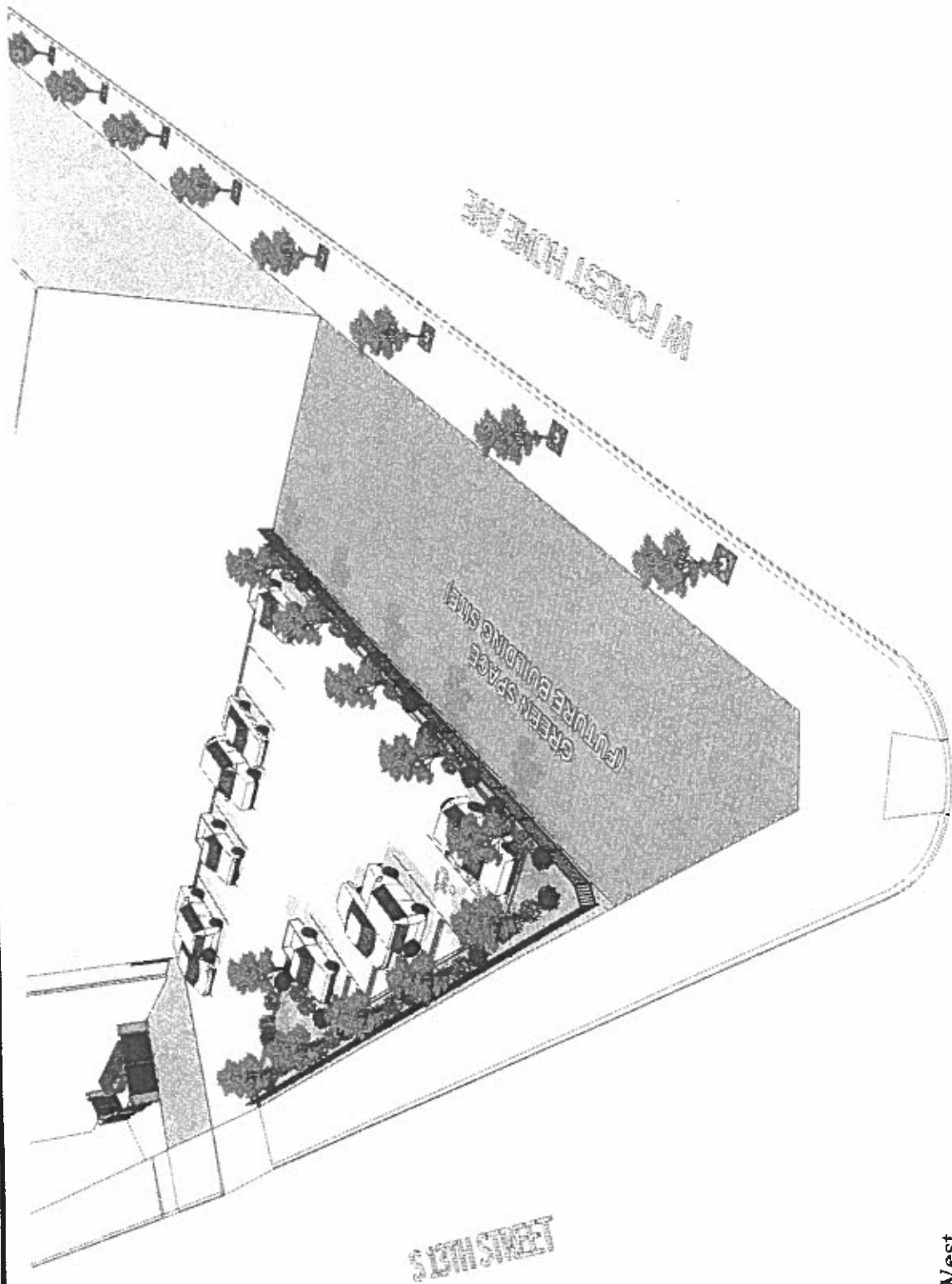
11 ELEVATION Scale: 1/4" = 1'-0"



Design for new parking lot



Parking lot on this corner



Design for new parking lot

West