

MILWAUKEE POLICE DEPARTMENT FACILITY CONDITION ASSESSMENT



NOVEMBER 27, 2013



MPD VISION/MISSION

- **Vision**

- A Milwaukee where all can live safely and without fear, protected by a police department with the highest ethical and professional standards.

- **Mission**

- In partnership with the community, we will create and maintain neighborhoods capable of sustaining civic life. We commit to reducing the levels of crime, fear and disorder through community-based, problem-oriented, and data-driven policing.



MPD ASSET IDENTIFICATION

- Facilities
 - Twelve owned by MPD
 - Four leased or used
- Vehicles
 - 825 Fleet Vehicles
 - 335 Patrol, 55 Cycles
- IT/Security
 - 911 Dispatch
 - Digital Radios & Comms Infra
 - Records Mgmt System
 - Several Other Major Systems



MPD FACILITIES



•Facilities

- Twelve owned by MPD
- 669,551 SF
- 49.8 year average age
 - 33.58 when storage, warehouse, and flammable storage are removed
- \$178,716,509 CRV



MPD ASSET IDENTIFICATION

Facilities Evaluated	Construction Year	Age	Square Feet	2014 CRV	CRV as % of Portfolio
2nd District	1952	62	19,287	\$5,226,304	3.08%
3rd District/Data Comm.	2001	13	111,370 ^A	\$66,127,760	39.02%
4th District	1965	49	16,500	\$4,476,539	2.64%
5th District	1960	54	26,389	\$7,156,743	4.22%
6th District	1987	27	30,810	\$6,461,211	3.81%
7th District	1981	33	19,304	\$5,248,358	3.10%
Neighborhood Task Force	1936	78	27,255	\$7,088,136	4.18%
Radio Repair Shop	1968	46	13,300	\$1,968,594	1.16%
Police Warehouse	1923	91	48,278	\$4,265,591	2.52%
Police Storage	1920	94	6,700	\$308,923	0.18%
PAB	1971	43	260,166	\$64,431,009	36.05%
Flammable Storage	2006	8	192	\$52,208	0.03%
Averages/Totals	1964.2	49.8	669,551	\$178,716,509	

A – Excludes elevated parking garage



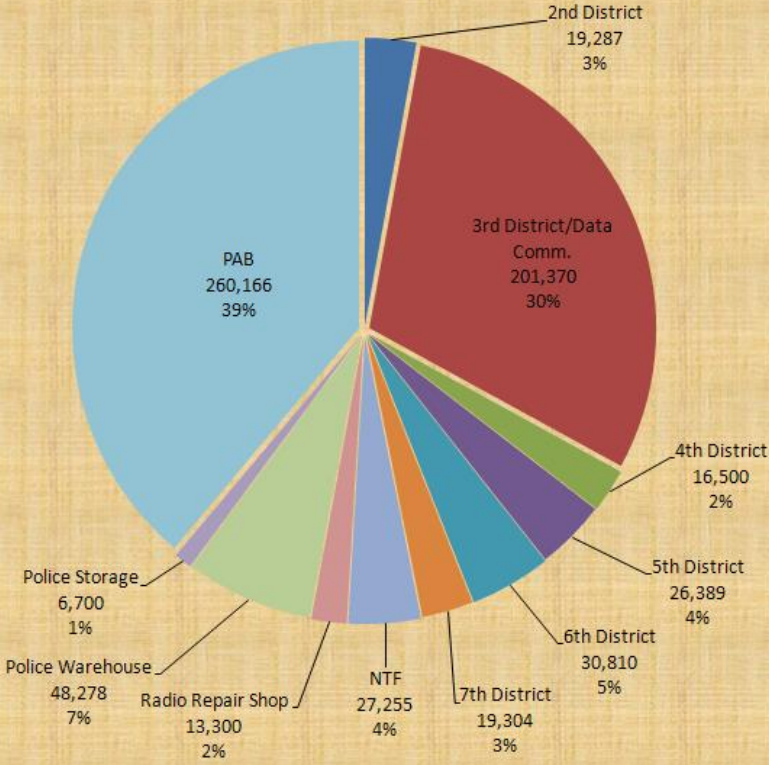
MPD LEASED/RENTED ASSETS

Facilities Excluded	Construction Year	Age	Square Feet	Current Replacement Value (CRV)
Safety Academy	1965	49	196,111	\$29,251,017
Police Substation, Midtown Shopping Avenues West	2000	14		
Police Vehicle Storage Facility	1960	54		

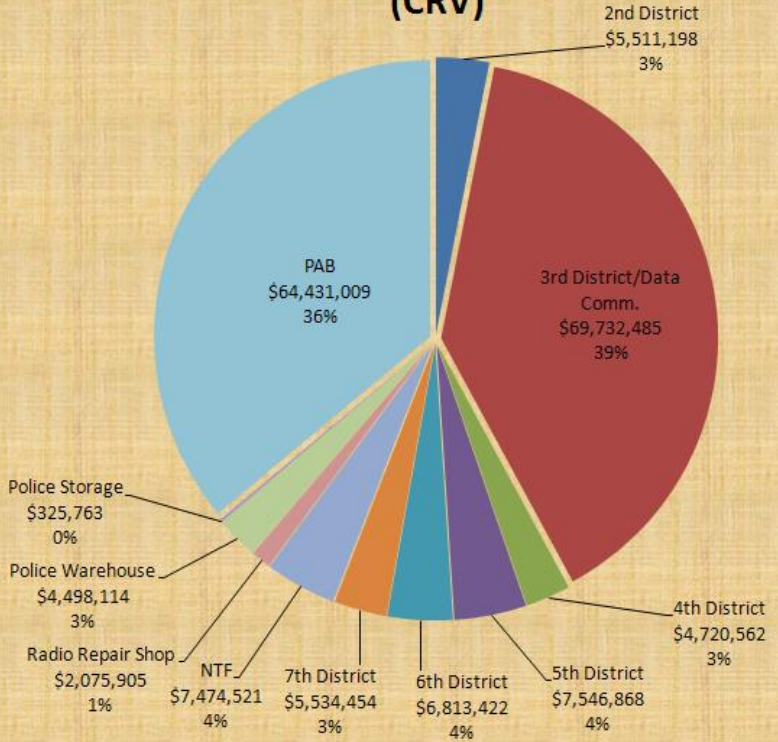


MPD FACILITIES

MPD Facility Square Foot



MPD Facility Current Replacement Value (CRV)




MPD FACILITIES UPDATE PROCESS

1. CONSULT with MPD
 - Review Funding Plans
 - Receive 2014/14 Capital Ex.



2. UPDATE FUNDING PLANS
 - Scheduling
 - Costs
 - Monitoring Features



3. COMBINE PORTFOLIO



MAJOR CAP EX – PAB RENOVATION

- Ten year - \$59 million project
 - Modernize building systems and space plan
- Phase 1 - \$6.0 million - Completed Sept. 2013
 - Replaced mechanical shafts
 - Modernized fire, life safety, and security
 - Completed under budget



MAJOR CAP EX – PAB RENOVATION

- Phase 2 - \$5.4 million – Begins early 2014
 - 5th Floor
 - Asbestos abatement
 - Remodel jail, court administration, etc.
 - Construction estimate exceeds budget
 - Use remaining funds from Phase 1
- Phase 3 - \$6.0 million – Begins late 2014
 - 4th Floor
 - Fusion Center retained on 2nd Floor (Phase 5)
 - Upgrade building electrical, plumbing, HVAC
 - Flexible floor plan to accommodate future uses



MAJOR CAP EX – DIST. 1 RELOCATE

- No longer actively considering
- Reviewed two potential sites based on size and configuration
- Relocation cost higher than expected
 - Physical improvements
 - \$3.2-\$3.5 million
 - Lease cost additional/not pursued



MAJOR CAP EX – DIST. 3 PARKING

- Parking structure exhibited deterioration since 2008/09
- Requires replacement of entire top deck (approx. 30,000 square feet)
 - Preliminary cost estimates at least \$2 million
- Moving forward with repairs
 - City seeks reimbursement from contractors



MPD FACILITIES NEXT SIX YEARS

Facility	20 Year Total Cost	CRDM 2014	2015	2016	2017	2018	2019
2nd District	\$1,983,000	\$123,000	\$0	\$8,000	\$219,000	\$340,000	\$10,000
3rd /Data	\$13,590,000	\$260,000	\$105,000	\$704,000	\$48,000	\$0	\$282,000
4th District	\$3,141,000	\$1,003,000	\$0	\$0	\$296,000	\$69,000	\$0
5th District	\$3,104,000	\$42,000	\$0	\$0	\$0	\$108,000	\$108,000
6th District	\$3,015,000	\$387,000	\$12,000	\$120,000	\$398,000	\$547,000	\$130,000
7th District	\$2,903,000	\$45,000	\$21,000	\$0	\$280,000	\$17,000	\$363,000
NTF	\$2,112,000	\$251,000	\$0	\$0	\$75,000	\$49,000	\$0
Radio Repair	\$1,523,000	\$18,000	\$22,000	\$114,000	\$0	\$30,000	\$24,000
Warehouse	\$2,471,000	\$250,000	\$0	\$13,000	\$87,000	\$0	\$114,000
Storage	\$533,000	\$137,000	\$0	\$5,000	\$12,000	\$0	\$0
PAB	\$51,825,000	\$5,991,000	\$7,082,000	\$6,662,000	\$8,141,000	\$6,273,000	\$5,731,000
Totals	\$86,200,000	\$8,507,000	\$7,242,000	\$7,626,000	\$9,556,000	\$7,433,000	\$6,762,000

* Includes Site Features



CURRENT PROJECTS + BACKLOG

Overview	2014 Funded	Facility	2014 Funded	Backlog	Average Backlog Years
District Stations	\$500,000	2nd District	\$42,000	\$81,000	1
UPS Batteries	\$696,000	3rd /Data	\$260,000	\$0	0
PAB	\$5,991,000	4th District	\$82,000	\$921,000	1
Totals	\$7,187,000	5th District	\$42,000	\$0	0
		6th District	\$350,000	\$37,000	1
		7th District	\$45,000	\$0	0
CRDM		NTF	\$0	\$251,000	1
2012	\$2,288,000	Radio Repair	\$18,000	\$0	0
2013	\$2,470,000	Warehouse	\$0	\$250,000	1
		Storage	\$0	\$137,000	1
		PAB	\$5,991,000	\$45,834,000	N/A
		Totals	\$6,830,000	\$47,511,000	

*Includes funding for projects at Safety Academy



2014 FUNDED PROJECTS

- **2nd District / FCI 0.018**

- Pavement/\$10,000



2nd Dist. Pavement

- **4th District / FCI 0.212**

- Make-up Air Units/\$30,000



4th Dist. Make-up Air Units

- **5th District / FCI 0.004**

- Fuel Dispenser/\$12,000



5th Dis. Fuel Dispenser

- **6th District / FCI 0.083**

- Parking Garage/\$340,000



6th Dist. Parking Slab

- **All Districts / FCI 0.047**

- UPS Batteries



MPD BACKLOG

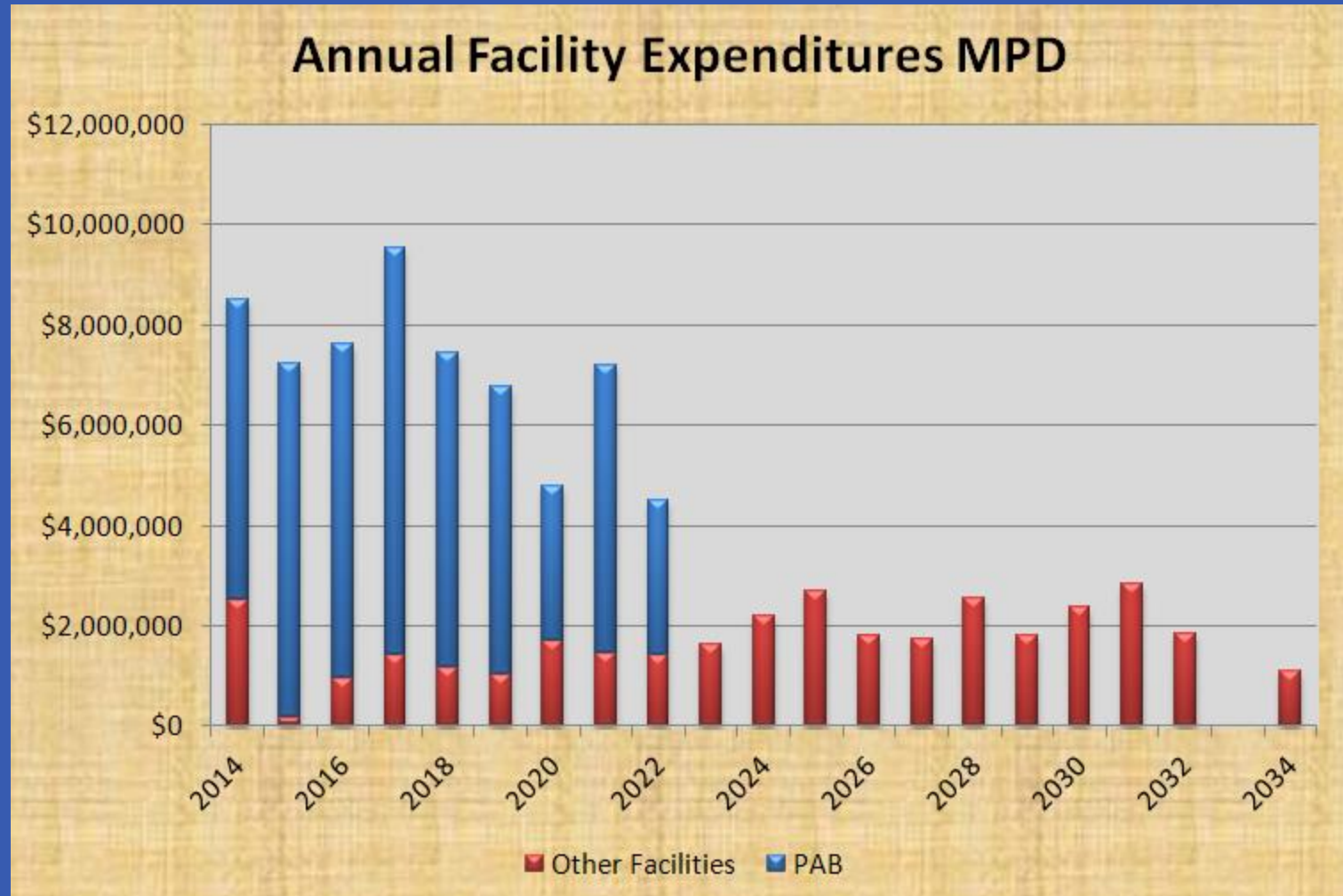
- **4th District/ FCI 0.212**
 - Interiors/\$921,000
- **NTF District / FCI 0.034**
 - Windows/\$240,000*
- **Warehouse/ FCI 0.056**
 - Elevator/\$150,000
- **NTF/ FCI 0.016**
 - Windows/\$240,000*



*Not funded in 2012



FACILITY EXPENDITURES



FCI RATINGS

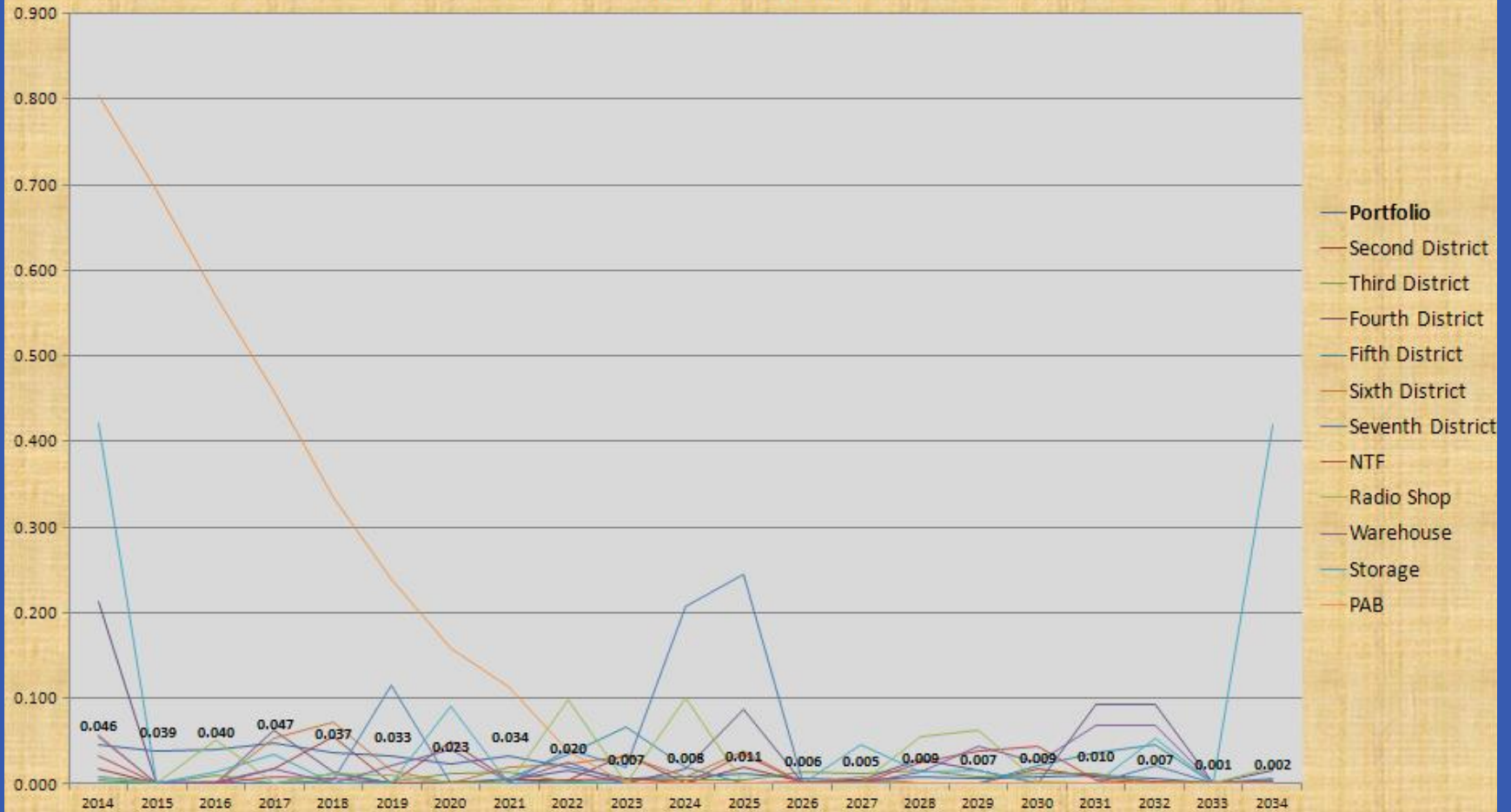
Facility	2014	2015	2016	2017	2018	2019	2020	2021	2022	2023	2024	2025	2026	2027	2028	2029	2030	2031	2032	2033	
2nd District	Good	Good	Good	Good	Fair	Good	Fair	Good	Good	Good	Good	Good	Good	Good	Good	Good	Good	Good	Good	Good	
3rd District/Data Comm	Good	Good	Good	Good	Good	Good	Good	Good	Good	Good	Good	Good	Good	Good	Good	Good	Good	Good	Good	Good	
4th District	Poor	Good	Good	Fair	Good	Good	Good	Good	Good	Good	Good	Fair	Good	Good	Good	Good	Good	Fair	Fair	Good	
5th District	Good	Good	Good	Good	Good	Good	Good	Good	Good	Fair	Good	Good	Good	Good	Good	Good	Good	Good	Good	Good	
6th District	Fair	Good	Good	Fair	Fair	Good	Good	Good	Good	Good	Good	Good	Good	Good	Good	Good	Good	Good	Good	Good	
7th District	Good	Good	Good	Good	Good	Poor	Good	Good	Good	Good	Poor	Poor	Good	Good	Good	Good	Good	Good	Good	Good	
NTF	Good	Good	Good	Good	Good	Good	Good	Good	Good	Good	Good	Good	Good	Good	Good	Good	Good	Good	Good	Good	
Radio Repair Shop	Good	Good	Fair	Good	Good	Good	Good	Good	Fair	Good	Fair	Good	Good	Good	Fair	Fair	Good	Good	Good	Good	
Police Warehouse	Fair	Good	Good	Good	Good	Good	Good	Good	Good	Good	Good	Good	Good	Good	Good	Good	Good	Good	Fair	Fair	Good
Police Storage	Poor	Good	Good	Good	Good	Good	Fair	Good	Good	Good	Good	Good	Good	Good	Good	Good	Good	Good	Good	Fair	Good
PAB	Poor	Poor	Poor	Poor	Poor	Poor	Poor	Poor	Good	Good	Good	Good	Good	Good	Good	Good	Good	Good	Good	Good	Good
Overall	Good	Good	Good	Good	Good	Good	Good	Good	Good	Good	Good	Good	Good	Good	Good	Good	Good	Good	Good	Good	Good

Scale
Good: 0-0.49
Fair: 0.5-.099
Poor: >0.099



FCI RATINGS

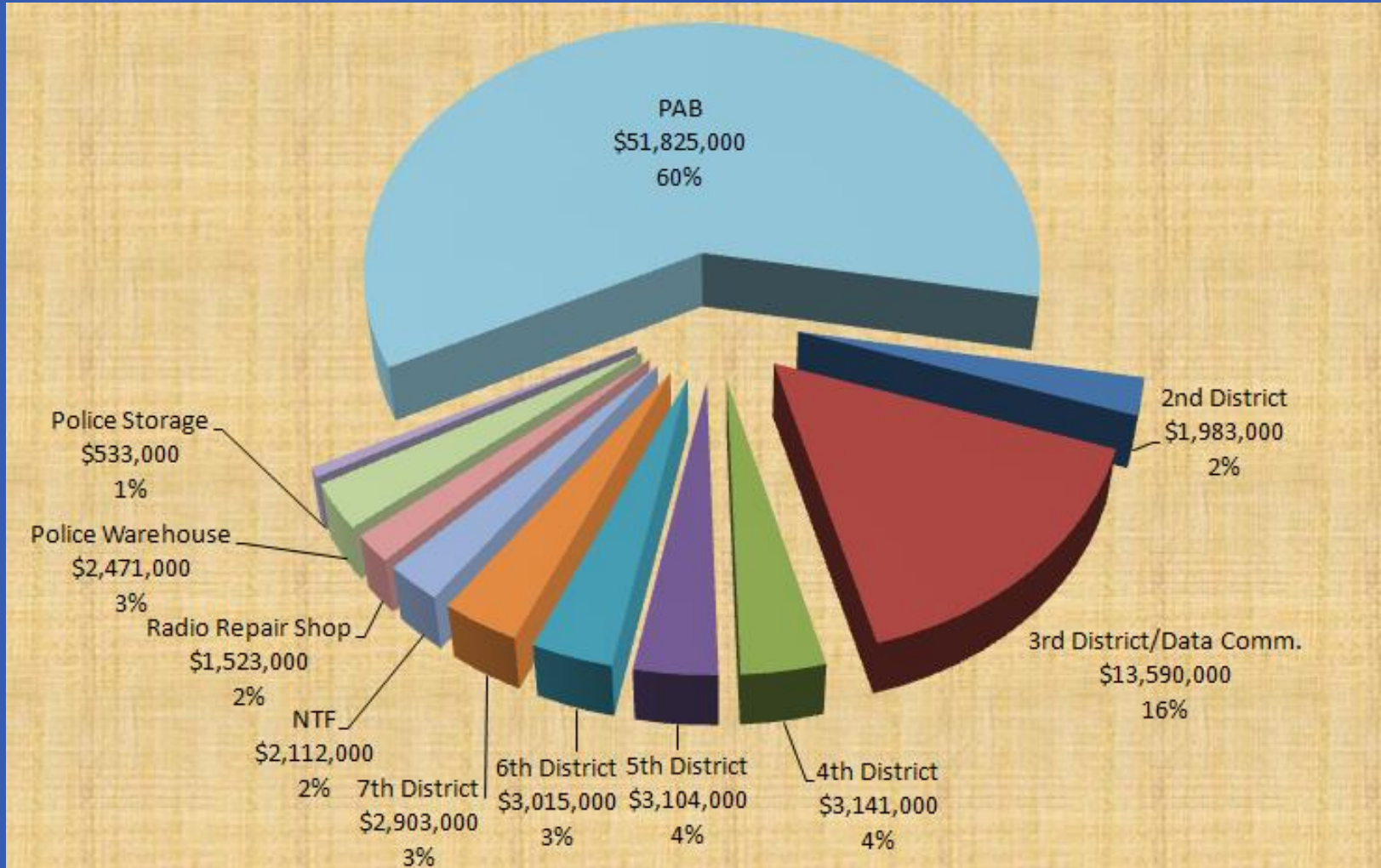
Police Facility FCI



- Portfolio
- Second District
- Third District
- Fourth District
- Fifth District
- Sixth District
- Seventh District
- NTF
- Radio Shop
- Warehouse
- Storage
- PAB

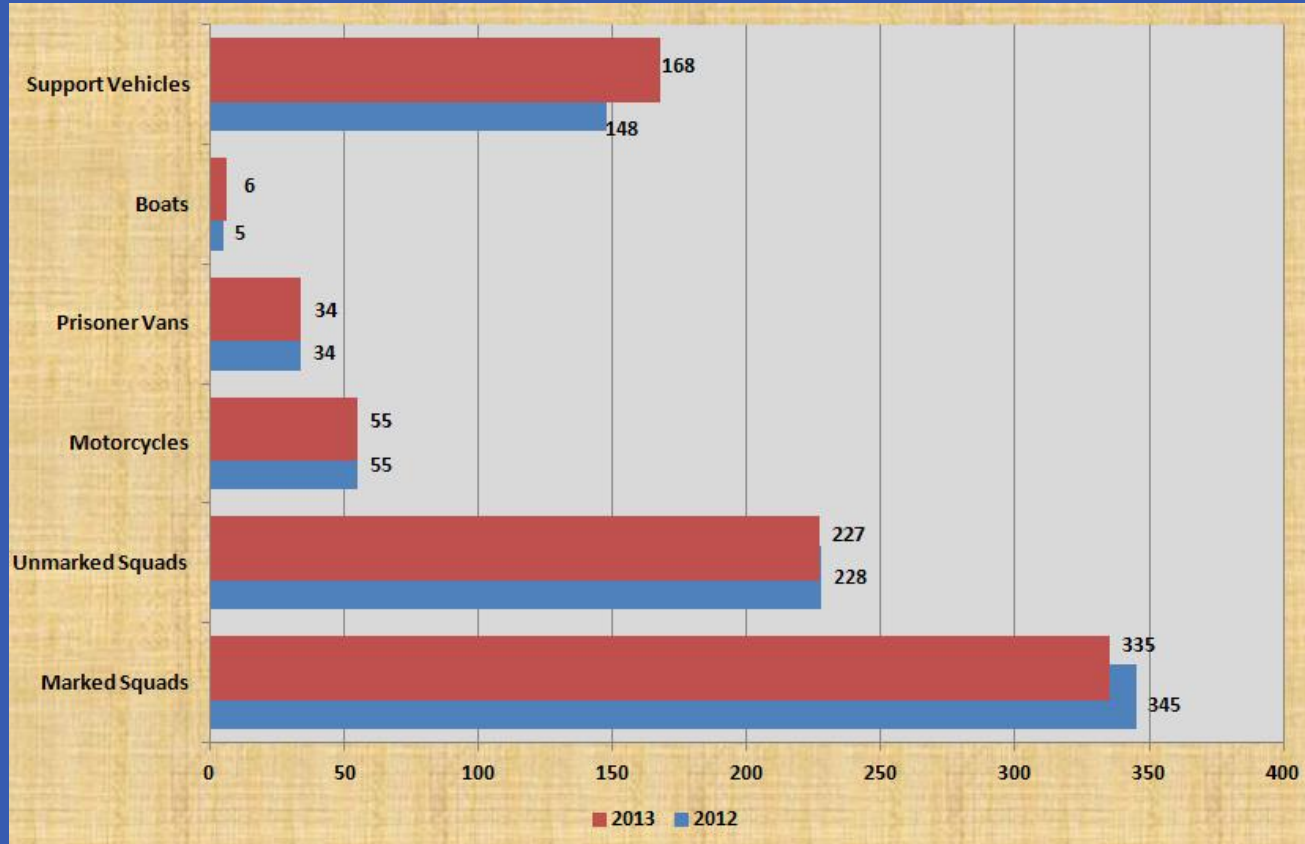


20-YEAR FACILITY COSTS



MPD VEHICLES

- 825 Vehicles in fleet (815 in 2012)



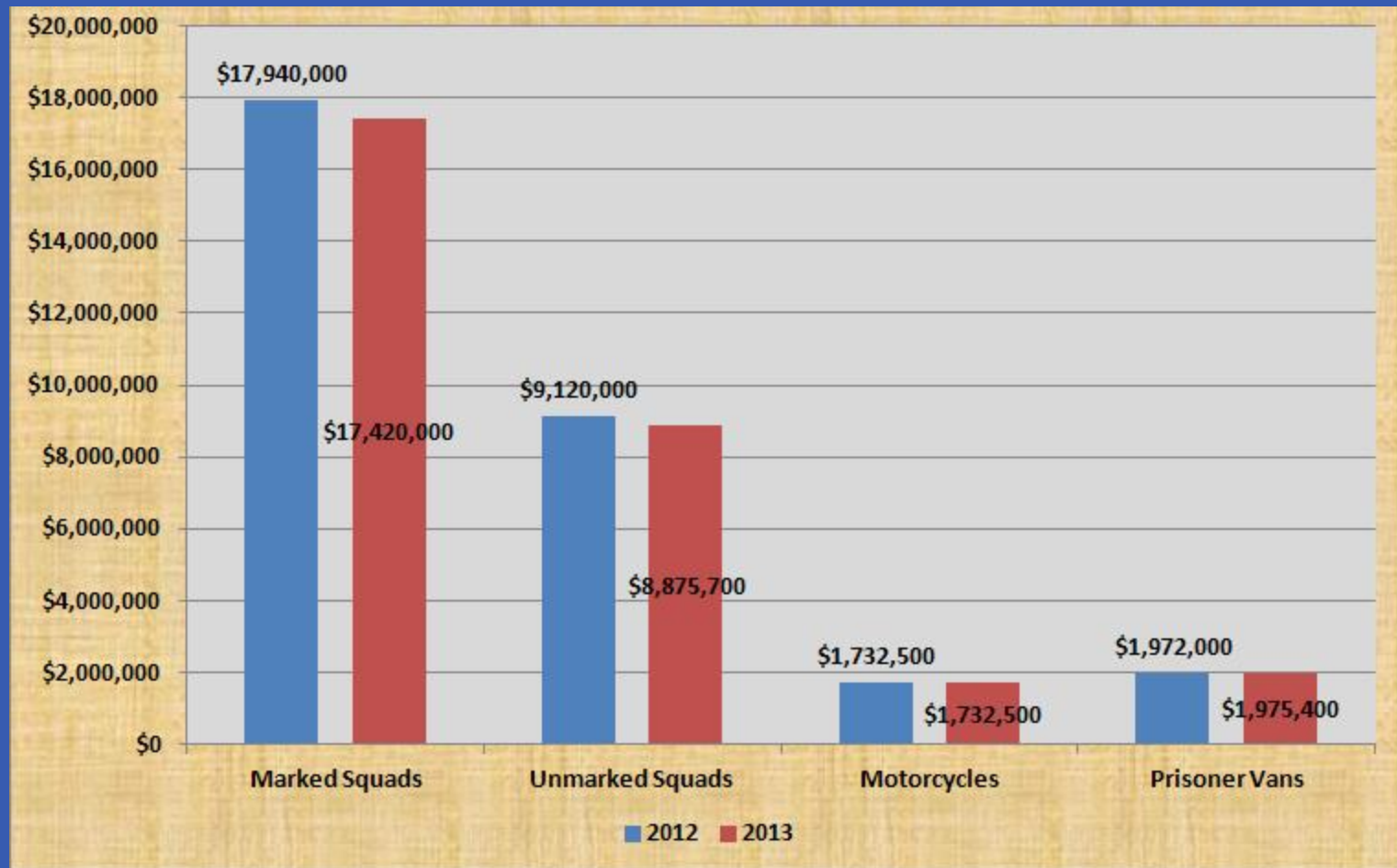
Support Vehicle Examples:

- Maintenance Pickup w/ Snow Plow
- Bearcat Armored Vehicle
- Printing & Stores Delivery Truck



MPD VEHICLES COSTS

- Valuation of \$30,003,600 (excludes Boats and Support Vehicles)



MPD MAJOR IT SYSTEMS

- 911 Dispatch System
- Digital Radios & Comms Infrastructure
- Records Management System
- Automated Fingerprint Information System
- Administrative Phone System
- Crime Mapping System
- Mobile Data Computers (in sworn vehicles)
- In-car Video (aka Digital Video Recorders)
- Video Surveillance Cameras (Busy Bus Stops, Commercial Strips, Residential Neighborhoods with criminal activity).
- Suspect Interview Audio/Visual Recordings
- Station/Facility Security



SUMMARY

•Facilities

- Twelve owned by MPD
- Four leased or used



•Vehicles

- 825 including
 - 335 Patrol Squads
 - 227 Unmarked
 - 55 Motorcycles



•IT/Security

- 911 Dispatch
- Records Mgmt System
- Several Other Major Systems

